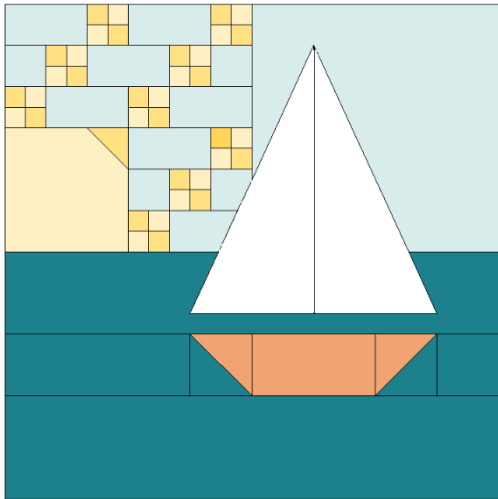


QUILT BLOCK MANIA – SUMMER 2020



SAIL AWAY

An original, free block pattern from Glenda Wilder Designs for the #quiltblockmania Summer Fun block hop 2020.

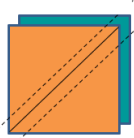
Block measures 12.5" x 12.5" (unfinished) and may be used with coordinating blocks from the #quiltblockmania Summer Fun designs or finished independently as a wall hanging.

This block is pieced, except for the sails which are appliqued to the pieced block. For the pieced block you will need the following approximate fabric quantities and will need to cut the indicated number of each piece from the chart below.

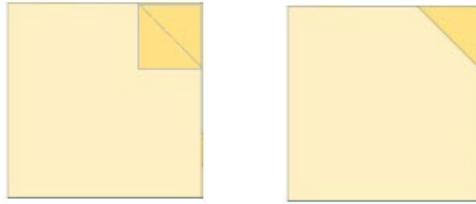
Estimated Fabric		1/8 yd	1/8 yd	1/8 yd	1/4 yd	1/8 yd
Cutting Chart						
Piece	Size	Light Yellow	Dark Yellow	Amber	Light Blue	Teal
A	1" x 1"	18	18			
	OR	<i>Cut 1" strips of each color for strip piecing</i>				
B	1.5" x 2"				7	
C	6.5" x 6.5"				1	
D	2.5" x 12.5"					1
E	2" x 2"					1
F	3" x 12.5"					1
G	2" x 5"					1
H	3.5" x 3.5"	1				
I	1.5" x 1.5"				4	
J	2.5" X 2.5"			1		1
K	2" X 3.5"					
L	1 7/8" x 1 7/8"		1			

There are just a few units that need to be created before you stitch together all the pieces according to the assembly key shown on page 2. They include:

Half Square Triangle Units – Place 1) Amber 2.5" x 2.5" square and 1) Teal 2.5" x 2.5" square right sides together. Draw a diagonal line and stitch a scant 1/4" on both sides of the line. Cut on diagonal line and press each unit open. Square up to 2" x 2" for use in the pieced block.




Sunshine Unit – Mark a diagonal line on the wrong side of the 1 7/8" x 1 7/8" square of Dark Yellow. Please that piece of dark yellow (right sides together) on one corner the 3.5" x 3.5" Light Yellow. Stitch directly on the marked line. Flip corner over and press. *Optional: trim to 1/4" seam if desired.*



Four Patch Units –

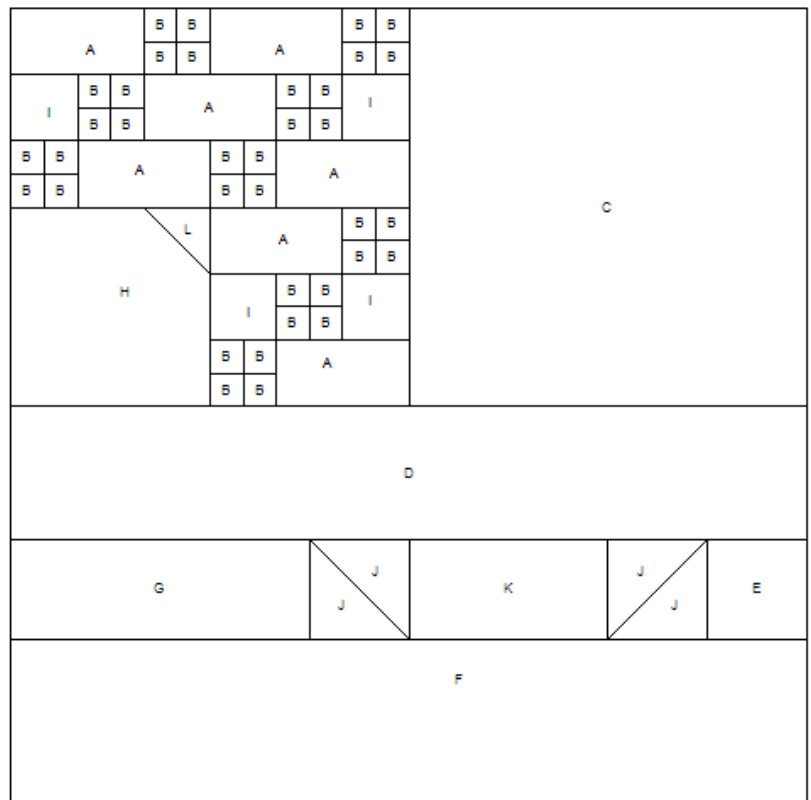
These are probably the most difficult part of this block because of their size. Choose your favorite construction method from the two options below and make 9 units.



<p><u>Option 1</u> Sew 1) 1" x 1" Light Yellow to 1) 1" x 1" Dark Yellow. Press seam to the dark yellow. Repeat to make 18 segments. Pair and stitch together 2 segments to create a total of 9 "four patch" units.</p>	<p><u>Option 2</u> Stitch a 1" strip of light yellow to a 1" strip of dark yellow using a smaller machine stitch and an ACCURATE 1/4" seam. Press seam carefully to the dark yellow. Cut the strip into 18 segments 1" x 1" segments. Then pair and stitch together segments to create a total of 9 "four patch" units.</p>
---	---

Assembly Key – Layout all pieces and stitch together using accurate 1/4" seams according to the diagram below.

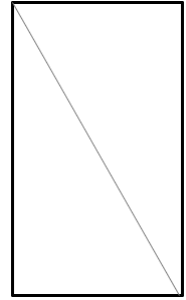
Set seams and press well between rows and sections.



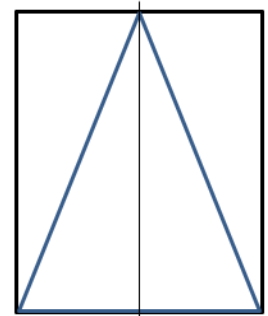
APPLIQUE (Sails)

To create the sailboat sails, you may **choose either of the following options:**

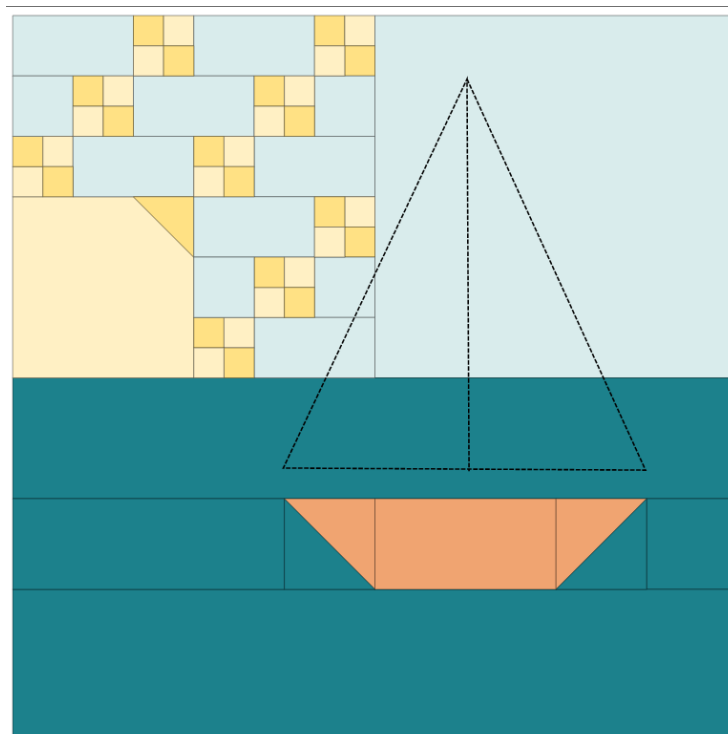
Option 1 - Select a woven white fabric that both sides may be used as the “right side.” Cut a 6” x 6.5” rectangle. Cut rectangle diagonally once. Lay out as shown with one right side and one “wrong but reads right side” up.




Option 2 – Cut a 6” x 6.6” piece of white fabric. Using a 45-degree triangle ruler or the 45-degree line of your favorite quilting ruler, cut a sale that measures 6” at the bottom and 6.5” from the center of the bottom edge to the top point.



Using your favorite applique method, add the sail(s) to the pieced block as shown in the placement diagram below.



Summer Quilt Block Mania



**Want to download the rest of these free patterns?
Just visit these designer friends:**

Camping Tent by Carolina Moore

<https://alwaysexpectmoore.com/2020/07/quilt-block-mania-summer-tent-quilt-block>"

Beach Umbrella by Jennifer Fulton

<http://www.inquiringquilter.com/questions/2020/7/7/quilt-block-mania-july-is-summer-fun>

Flip Flops by Becca Fenstermaker

<https://prettypiney.com/flippity-flop/>

Summer Cocktail by Marian Pena

<https://www.seamstobesew.com/quilt-block-mania-month-1-is-here/>

Beach Ball by Laura Piland

<http://www.sliceofquilts.com/2020/06/beach-party.html>

Popsicle by Sherry Shish

<https://poweredbyquilting.com/2020/07/07/quiltblockmania-summer-fun/>

Curvy Fish by Velda Roy

<https://poweredbyquilting.com/2020/07/07/quiltblockmania-summer-fun/>

Angelfish by Lisa Amundson

<https://aroundthebobbin.com/quilt-block-mania/>

Bucket and Shovel by Heidi Pridemore

<https://heidipridemore.blogspot.com/2020/07/free-buckets-of-fun-summer-block-for.htm>

Wonky Beach Umbrella by Jamie Siel

<https://sewbrainy.com/blogs/news/wonky-beach-umbrella-block>"

Starfish by Leanne Parsons

<http://www.devotedquilter.com/2020/07/quilt-block-mania-starfish-dance.html>

Yacht by Sue Griffiths

<https://www.duckcreekmountainquilting.com/patterns-2/yacht>

Food/Ice Cream Truck by Laura Strickland

<https://orangeblossomquilt.com/blog/f/delvecchio's-down-the-shore-frozen-delights>

Crab by Afton Warrick

<http://www.quiltingmod.com/2020/07/quilt-block-mania-summer-fun.html>

Sleeping Bag and Star by Sarah Vanderburgh

<https://www.sewjoycreations.com/2020/07/quilt-block-mania-sleeping-under-stars.html>

Funky Flower by Kathryn LeBlanc
<https://blockofthemo.com/freebies/>

Ice Crem Cone by Sarah Marcina
<https://www.quilted-diary.com/post/quilt-block-mania-summer-fun>

Sunglasses by Celine Perkins
<https://www.perkinsdrygoods-blog.com/welcome-to-quilt-block-mania-july/>

Sun by Charisma Horton
<http://www.charismascorner.com>

Hello Summer by Amarar Creacions
<https://www.amararcreacions.com/en/quilt-block-mania-hello-summer/>

Tall Ships by Kris Driessen
<https://scrapdash.com/block-of-the-month-tall-ships/>

Life Saver Preserver by Sandy Fitzpatrick
<https://www.hissyfitzdesigns.com/sandy-fitzpatrick-of-hissyfitz-designs/2020/6/30/free-patterns-for-you>

Dragon Fly by Julie Luoma
<https://www.offthewallquilt.com/blogs/news/things-that-make-me-uncomfortable>

Up in The Air by Judit Hajdu
<https://www.quiltfox-design.com/post/quilt-block-mania>

Surfboard by Susan Arnold
<https://www.quiltfabrication.com/2020/06/summer-fun-surfboards.html>

Beach Treasures by Linda Bratten
<https://lindabcreative.blogspot.com/>

Two Scoops by Shari Butler
<http://blog.doohikeydesigns.com/twoscoopsforquiltmania/>

Free to Fly by Marcea Owen
<http://cottonstreetcommons.com/blog/quilt-block-mania-summer-fun/>

